


# Unframed folding glass

## Use in frosty weather

When conditions change between frost and thaw, the affect of moisture on the system can cause the brush strip on the frames to freeze to the glass panel. Open with caution in such weather and gently prize apart if necessary

### Releasing the first panel



Slide the plastic block to the side


### Opening the first panel



Push the lever at the bottom of the panel to the left to release



### Opening the remaining panels




Turn glass inward 90 degrees against the wall



Slide the next panel along, when it meets the first glass it will interlock and turn inwards. Repeat with other panels.



### Securing the open panels




### Guide Arm



When opening the second panel, the wheel block on top of the glass has to engage into the guide arm to force the second panel into the hinge.

### Ventilation



A ventilation stay is positioned on the sill of the first panel. This can secure the panel in a semi-open (10cm) position. The rubber stopper on the stay must be pushed up into the underside of the frame.

# Maintenance

Your new glazed balcony enclosure is an unheated outdoor space. This means that your apartment will benefit from natural solar gain, a form of energy/heat gain provided by the sun. If used effectively, this will reduce the energy you need to heat the home.

The system is designed to have controlled gaps between the opening panels. This ensures that the balcony space is adequately ventilated which will help to reduce condensation on glazing and the aluminum frame. It is possible that in cases of heavy wind and driving rain, that there maybe some slight ingress of water.

## Laquered Aluminium

It is recommended that the façade is cleaned at least every two years. Cleaning should be carried out by washing with lukewarm water. Use a soft cloth or soft sponge for wiping. Do not use abrasives, scourers or similar abrasive properties. If the surface is particularly dirty you may add household detergent to the water. Rinse with clean water.

## Folding Glass

The horizontal top and bottom profiles should be kept clean and free of sand and other impurities to ensure that the panels can continue to operate smoothly. These can be cleaned using a small brush and/or by rinsing with clean water so dirt and impurities can run out of the system through the drainage holes.


The glazing has to be cleaned regularly. The panels open inwards onto the balcony and so there is no need to lean over the balustrade to clean. When cleaning the panels, do not use boiling water as it will cause damage to the glass. To maintain smooth operation of the system lubricate the steering arm and profiles with silicone spray at least once a year. Do not use any other type of lubricant on the system.

## Important Information

For the balcony enclosure to function at its best, the following information must be observed:

- Never use excessive force or rough operation of folding glass.
- Panels must not be slammed or forced against each other.

- The rolling gear is designed to open along the control on the horizontal profile and the position of this is critical. The control arm must not be adjusted. If it is adjusted, the panels will not open correctly and will fail.



Do not place obstructions behind the panels which will prevent them from opening fully back against the wall.

- When the panels are closed, the panel which closes first must be completely shut to ensure that the glass does not close against the preceding panel.



- Do not drill, screw or otherwise be damage the aluminium profiles.

## Warranty

The warranty does not cover normal wear & tear. It does not cover damage caused by excessive force. It is a requirement of the Warranty that the balconies are kept in good working order in accordance with this maintenance guide and that the balcony is operated according to the user guide.

## Windoors Service

To maximise the life expectancy and smooth operation of the balcony enclosure, we recommend that you take advantage of the Windoor Service Agreement. The agreement ensures that Windoor will maintain the function of the balcony enclosure, lubricating and adjusting the mechanism and replacing any worn parts.